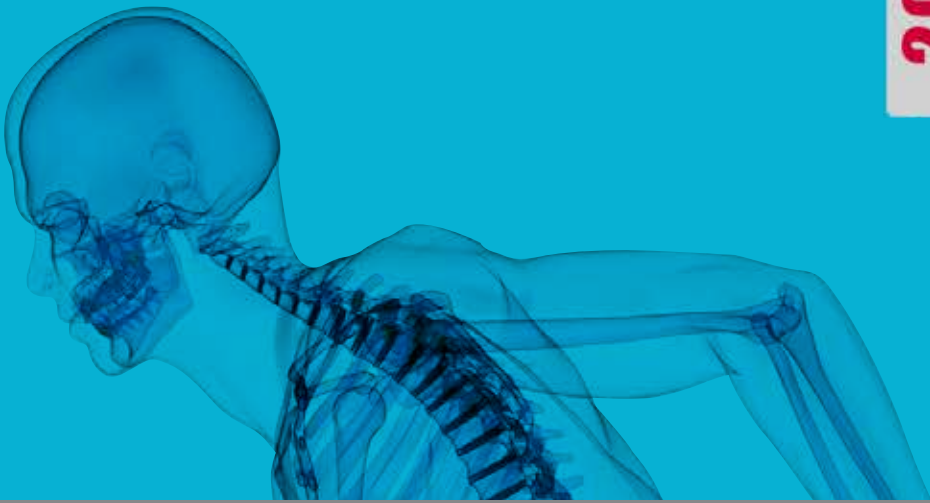


2013 MUSoc
XXIII
Abu Dhabi



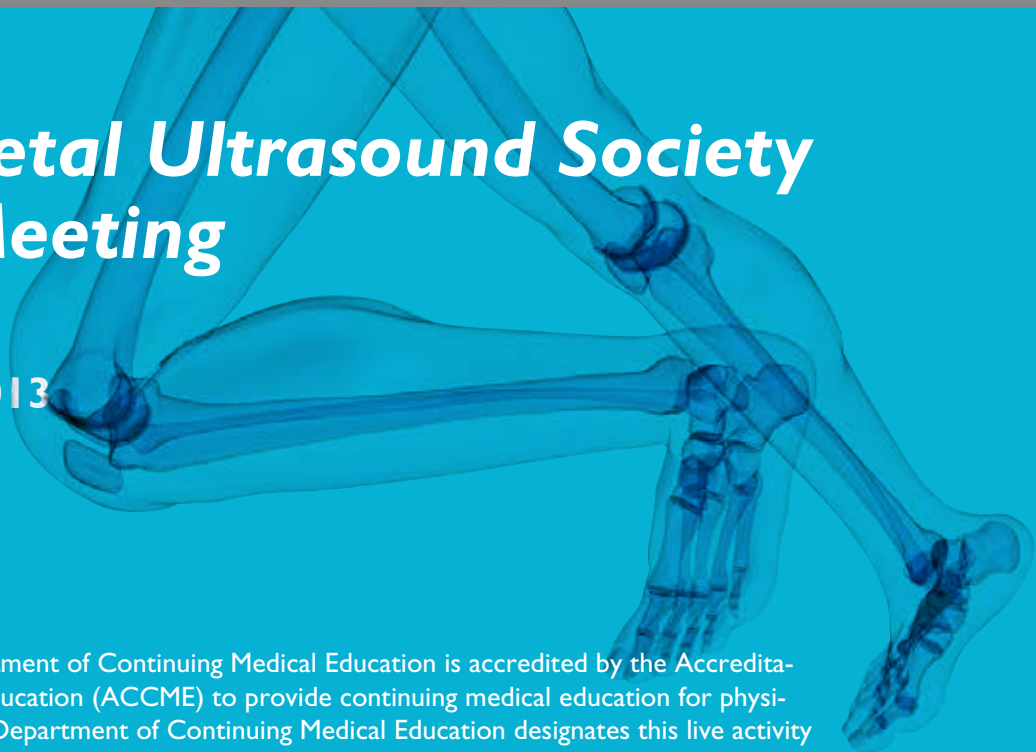
Musculoskeletal Ultrasound Society 23 Annual Meeting

13 - 16 November, 2013

Fairmont Bab El Bahr Hotel,
Abu Dhabi, UAE

CME Accreditation Statement:

The Henry Ford Health System Department of Continuing Medical Education is accredited by the Accreditation Council for Continuing Medical Education (ACCME) to provide continuing medical education for physicians. The Henry Ford Health System Department of Continuing Medical Education designates this live activity for a maximum of 26.50 AMA PRA Category I credits™. Physicians should claim only the credit commensurate with the extent of their participation in the activity.



Welcome from the Chair

Dear Colleagues,

On the behalf of the Scientific and Organizing Committee, it is our great pleasure to invite you to the “23rd Annual Meeting of Musculoskeletal Ultrasound Society (MUSoc)” that is planned to take place for the 1st time in Gulf & MENA in Abu Dhabi from 13th to 16th November, 2013. The conference will be held at the Luxurious Fairmont Bab Al Bahr Hotel in Abu Dhabi, UAE

A large and diverse medical faculty from different countries all over the world will work side by side with participants. For an optimal teaching outcome, lectures will alternate with projected demonstrations and hands-on scanning sessions.

This worthwhile event comprises four days of lectures and “hands on” Tutorials given by International experts; most of them are authors of textbooks and scientific papers published in international journals.

The conference presents various levels of educational material, which is ideally suited for those who already practice this method and desire to expand and compare their base of knowledge and experience, and for those who want to learn new applications of ultrasound in different Musculoskeletal Specialties.

The conference is expected to attract large number of Participants from all over the world and from the related Specialties; Radiology, Orthopaedics & Trauma, Rheumatology, Sports Medicine, Physical Medicine & Rehabilitation, Anaesthesiology, Pain management, I.C.U. & Emergency Medicine, Neurosurgery, Neurology, Family Medicine and other specialties who are interested in incorporating MSUS into their clinical practice.

We encourage you to participate in this scientific event and have a unique opportunity to network with your peers and keep abreast of the latest developments in MSUC.

We wish you all the best and hope to see you from 13th to 16th November, 2013 in Abu Dhabi to make the conference a success.

Please do not miss this outstanding opportunity

Ayman M Fahim
Medical Services Admin of AD Police G.H.Q.
Abu Dhabi, UAE

Marnix van Holsbeeck
Henry Ford Hospital
Detroit, USA

J. Antonio Bouffard
Detroit Medical Center
Detroit, USA

Michael A. DiPietro
University of Michigan
Ann Arbor, USA



Conference Structure

The 4-days Congress will focus on the shoulder: the anatomy, sonoanatomy, pathology, sonopathology and common clinical conditions that we meet in the daily practice.

For an optimal teaching interaction, the conference will consist of lectures with demonstrations and hands-on scanning sessions with experienced tutors

Conference Objectives

- Review the Ultrasound Technique in Musculoskeletal System in General and in Shoulder Joint in Particular
- Identify Sono Anatomy of the Shoulder Joint
- Discuss Sono Pathology of Common Clinical Conditions of the Shoulder Joint, including Inflammatory, Traumatic Shoulder and Post-Surgical Shoulder
- Perform Dynamic Ultrasound Examination of the Shoulder Joint
- Review Ultrasound Guided Shoulder Joint Intervention.
- Expert Live Demo Ultrasound Examination of the Shoulder joint to be applied by the Participants in the Hands on Sessions.

Who Should Attend?

Doctors (dealing with MSK disorders) and other related professions who have interest in MSK US and would like to ensure that their patients with musculoskeletal conditions receive the best possible diagnosis and Management. Some other professions work in the field, like Application Specialist, can also apply for full awareness.

Course attendees come from all over the world at various stages of their professional careers, including:

- Junior professionals wishing to enhance their clinical reasoning and practical skills
- Senior professionals who wish to refresh their skills
- Those wishing to demonstrate continued professional development

So, the attendees can be from the following specialties:

- Radiology
- Rheumatology
- Orthopaedics and Trauma
- Anaesthesiology
- Pain management
- I.C.U. and Emergency Medicine
- Sports Medicine
- Neurosurgery
- Neurology
- Physical Medicine and Rehabilitation
- Family Medicine



Scientific Programme

Day 1

Wednesday, November 13th, 2013

08:00 - 09:00 **Registration**

09:00 - 09:15 **Welcome & Introduction**

SESSION - ONE

09:15 - 10:00 US Surgical Anatomy and Clinical Examination of the Shoulder.

10:00 - 10:30 Biceps Tendon(s) and Brachii Anatomy

10:30 - 10:45 **Coffee Break**

10:45 - 11:15 Shoulder Bursae

11:15 - 12:00 Dynamic Ultrasound Examination of the Shoulder

12:00 - 13:00 Live Demo

13:00 - 15:00 **Lunch Break**

15:00 - 18:00 **HANDS - ON**
 Long & short heads of Biceps Tendon
 Bicipital tendon Instability
 *
 Subscapularis tendon
 Pectoralis Tendon

*There will be Coffee Break From 16:30 Till 16:45

18:00 **Closing Remarks and Adjournment**

Day 2

Thursday, November 14th, 2013

07:30 - 08:00 **Registration**

08:00 - 09:00 Impingement Syndromes

09:00 - 11:00 **HANDS - ON**

AnteroLateral and Coraco Humeral Impingement

Internal Impingement

*
 Subacromial Impingement Test

Posterior Impingement (Glenohumeral Joint recess)

*There will be Coffee Break From 10:00 Till 10:15

11:00 **Closing Remarks and Adjournment**



Day 3

Friday, November 15th, 2013

08:00 - 09:00

Registration

09:00 - 09:45

Bone and Joint Lesions of the Shoulder Girdle including the Thoracic Wall

09:45 - 10:30

Shoulder Ultrasound of Rotator Cuff Tears

10:30 - 10:45

Coffee Break

10:45 - 11:30

Shoulder Calcific Tendinopathy: US-guided Treatment

11:30 - 12:00

The Rotator Cuff Interval

12:00 - 14:00

Lunch Break

14:00 - 15:00

Live Demo

15:00 - 18:00

HANDS - ON

Rotator Cuff Interval.

Bicipital Tendon Instability in relation to cuff interval pathology

*

Supra-&Infra-Spinatus Tendon

Supra-&Infra-Spinatus Muscle Atrophy

*There will be Coffee Break From 16:30 Till 16:45

18:00

Closing Remarks and Adjournment**Day 4**

Saturday, November 16th, 2013

07:30 - 08:15

Registration

08:15 - 09:00

Nerves Shoulder Girdle

09:00 - 09:45

Pediatric Shoulder

09:45 - 10:30

Postoperative shoulder

10:30 - 10:45

Coffee Break

10:45 - 11:30

Shoulder in Rheumatology

11:30 - 12:15

Shoulder Intervention

12:15 - 13:15

Live Demo

13:15 - 15:00

Lunch Break

15:00 - 18:00

HANDS - ON

Brachial plexus & Shoulder Nerves.

Post-Operative Patients

*

Acromioclavicular Joint

Suprascapular Vessels and nerve

*There will be Coffee Break From 16:30 Till 16:45

18:00

Closing Remarks and Adjournment

MUSoc 2013 CME accreditation is pending approval



MUSoc 2013 Faculty



Michael A. DiPietro, M.D.
John F. Holt Collegiate Professor of Radiology with tenure
University of Michigan Health System
C.S. Mott Children's Hospital
Department of Radiology, Section of Pediatric Radiology
USA



J. Antonio Bouffard, MD
Sportsmedicine Ultrasound
Department of Orthopaedic Surgery and Sports medicine
Detroit Medical Center
Detroit, Michigan,
U.S.A.



Marnix van Holsbeeck, MD,
Head, Division of Musculoskeletal Radiology, Henry Ford Hospital
Professor of Radiology, Wayne State University School of Medicine
U.S.A.



Carlo Martinoli, MD
Department of Radiology
University of Genoa
ITALY



William E. Shiels II, DO
Chairman, Department of Radiology, Nationwide Children's Hospital
Clinical Professor of Radiology, Pediatrics, and Biomedical Engineering,
The Ohio State University College of Medicine
Adjunct Professor, Department of Radiology, School of Medicine,
University of Toledo Medical College



Monetti Giuseppe
Professor of Radiology
And
Consultant Radiologist Team Medex- Ferrari
ITALY



H Theodore Harcke, MD
Professor of Radiology and Pediatrics,
Jefferson College of Medicine,
Philadelphia, PA
U.S.A.



Philippe Peetrons
Professor of Radiology in the Free University of Brussels and Head of Dept.
Medical Imaging in the Brussels Public Hospitals Iris South
BELGIUM



Patricia A Kolowich MD
Fellowship Director-Orthopaedic Sports Medicine
Department of Orthopaedic Surgery
USA



MUSoc 2013 Faculty (Cont.)



DOOHI LEE, M.D.
Medical Director, Advanced Surgical Arts
Texas Diagnostics & Surgery
U.S.A.



Professor Kil-Ho, M.D.,
Diagnostic Radiology Department of Yeungnam University Hospital,
Yeungnam University,
Daegu,
KOREA



Geert Vanderschueren MD, PhD.
University of Leuven
Department of Radiology
BELGIUM



FERNANDO JIMENEZ DIAZ MD PhD
Sport Science Faculty. UCLM. Toledo, Spain.
Director of the International Chair in Musculoskeletal Ultrasound
UCAM. Murcia.
SPAIN



Emilio Filippucci, MD, PhD,
Senior Lecturer in Rheumatology at the Università Politecnica delle Marche in
Ancona
ITALY



Ayman M Fahim
Board Certified – Ortho
Medical Services Administration of Abu Dhabi Police G.H.Q.
U.A.E.



Scientific Organizers



Ayman M Fahim
Medical Services Admin of AD Police G.H.Q.
Abu Dhabi,
UAE



J. Antonio Bouffard
Detroit Medical Center
Detroit,
USA



Marnix van Holsbeeck
Henry Ford Hospital
Detroit,
USA



Michael A. DiPietro
University of Michigan
Ann Arbor,
USA





Musculoskeletal Ultrasound Society 23 Annual Meeting

13 - 16 November, 2013


Fairmont Bab El Bahr Hotel,
Abu Dhabi, UAE

How to Register

 www.musoc2013.com

 www.menaconf.com

 draymanfahim@yahoo.com

 Tel : +971 2 4919888

This conference has a limited capacity. Pre-registration is mandatory.

Personal Details

FULL NAME

JOB TITLE

PLACE OF WORK

CITY

MOBILE

TEL (WORK)

FAX

EMAIL

- Yes, I would like to receive information on future events and services by e-mail.
 I do not want my address to appear on the delegates list.

Fees

Payments for early bird registration should be completed before **September 30th, 2013**

REGISTRATION FEE: (please tick appropriate fee)	
<input type="checkbox"/> 680 Euros = 3,400 AED	(Till September 30th, 2013)
<input type="checkbox"/> 730 Euros = 3,650 AED	(After September 30th, 2013)
<input type="checkbox"/> 780 Euros = 3,900 AED	(For Onsite Registration)

A confirmation email will be sent upon receipt of your registration form. Please note that full payment must be received prior to the event. Payment can be made via Online / Credit card / Cheque/Bank drafts in AED.
All payment should be in favour of 

Payments

Please choose one of the following mode of payment

- By Online (www.menaconf.com) By cheque payable to MENA
 By Credit card By Bank Transfer

BANK TRANSFER	
ACCOUNT NAME	MIDDLE EAST AND NORTH AFRICA CONFERENCE
BANK NAME	BANK OF BARODA, HAMDAN STREET, ABU DHABI
BANK ACCOUNT NO.	90020200006131
SWIFT CODE	BARBAEADADH
IBAN NO.	AE290110090020200006131

Cancellation / Substitution Policy

If you are unable to attend, a substitute delegate will be very welcome in your place. If this is not suitable, a 20% administration fee will apply. Registrations cancelled less than two weeks before the event are non refundable.

Organising Office

شركة الشرق الأوسط وشمال أفريقيا للمؤتمرات ذ.م.م.



For registration and further information, please contact

Maria Estoye via:

Mobile: +971 56 7620028

Phone: +971 2 4919888

Fax: +971 4919998

Email: maria@menaconf.com - info@menaconf.com

Event Venue



The organizing committee reserve the right to make any modifications to the programme in occurrence of any unforeseen circumstances.

Supported by

Platinum Sponsor



Musculoskeletal Ultrasound Society



*Abu Dhabi Police G.H.Q.
Medical Services Administration*

Gold Sponsors



PHILIPS